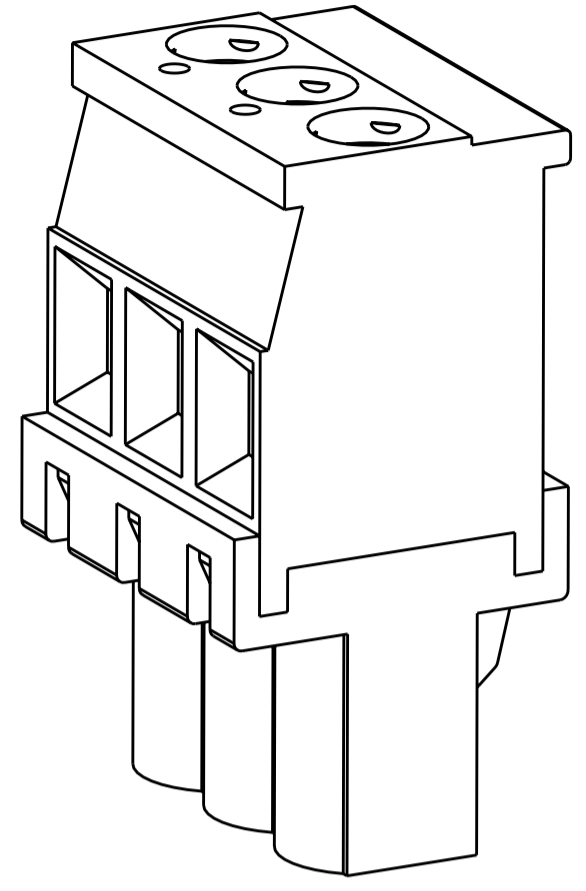
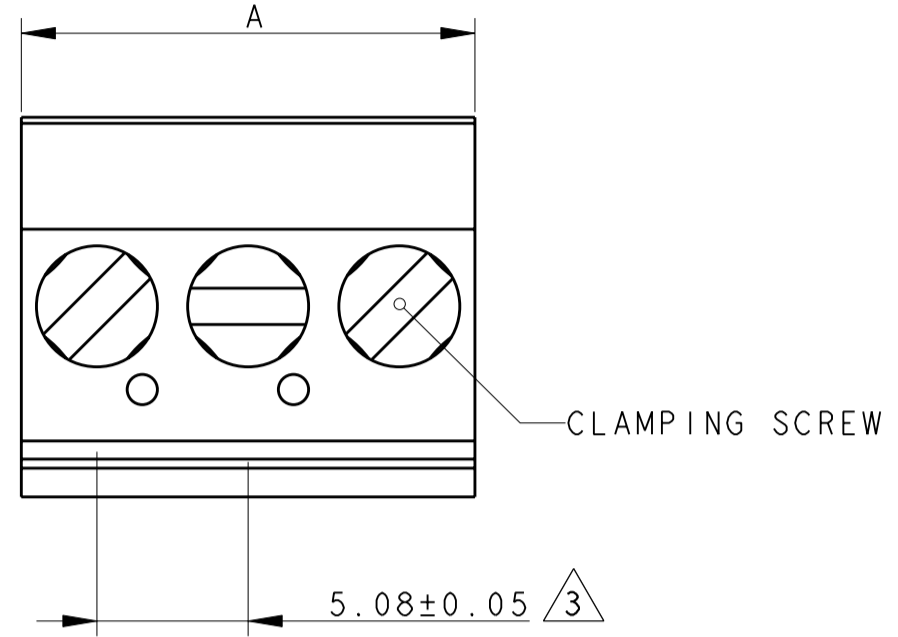


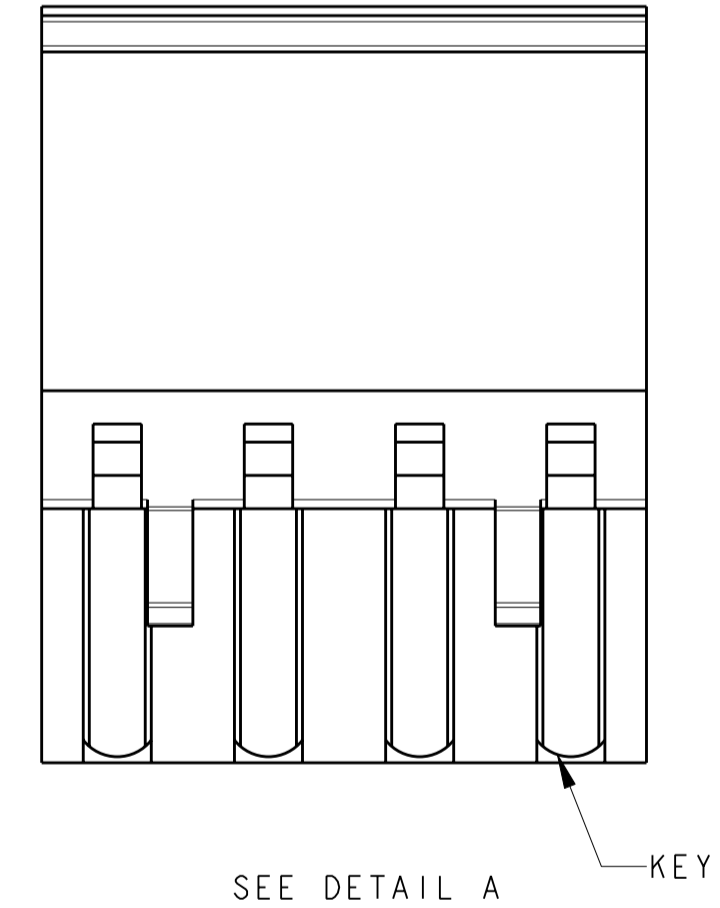
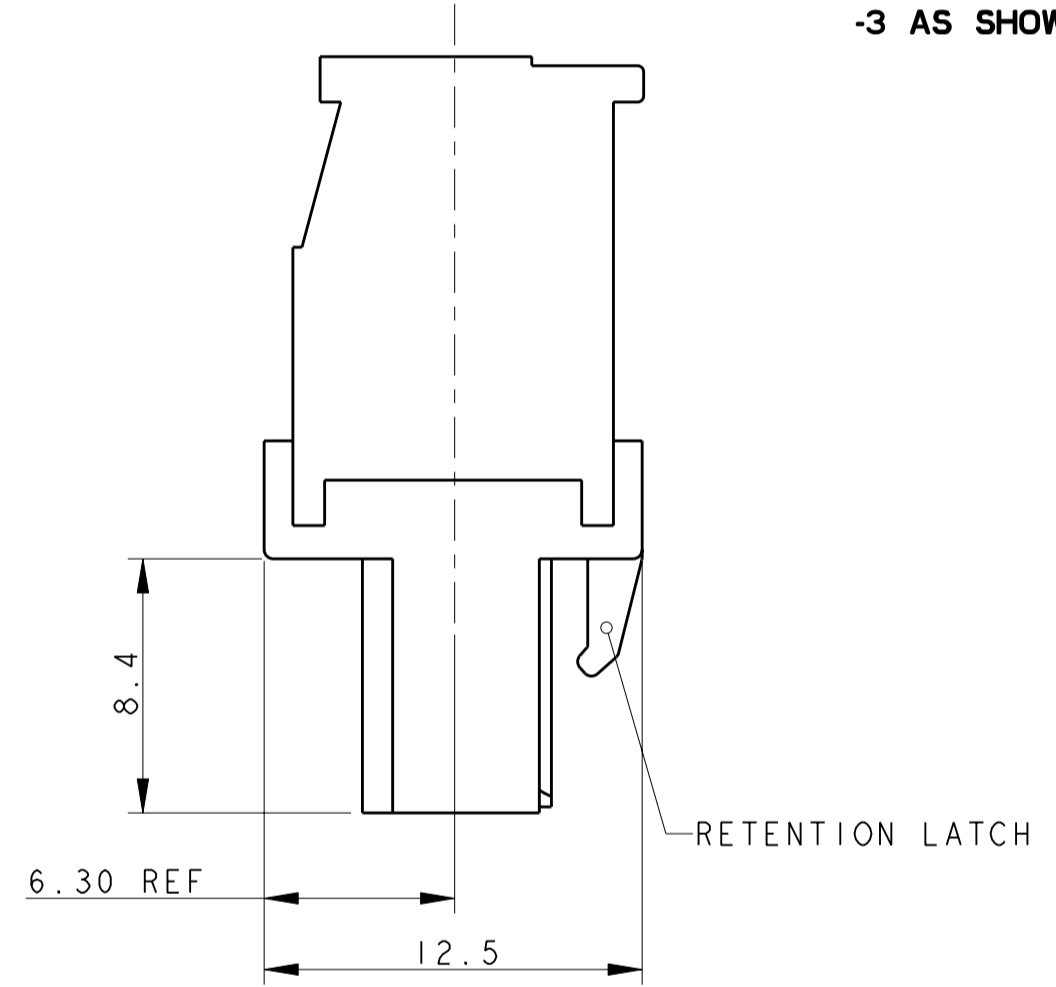
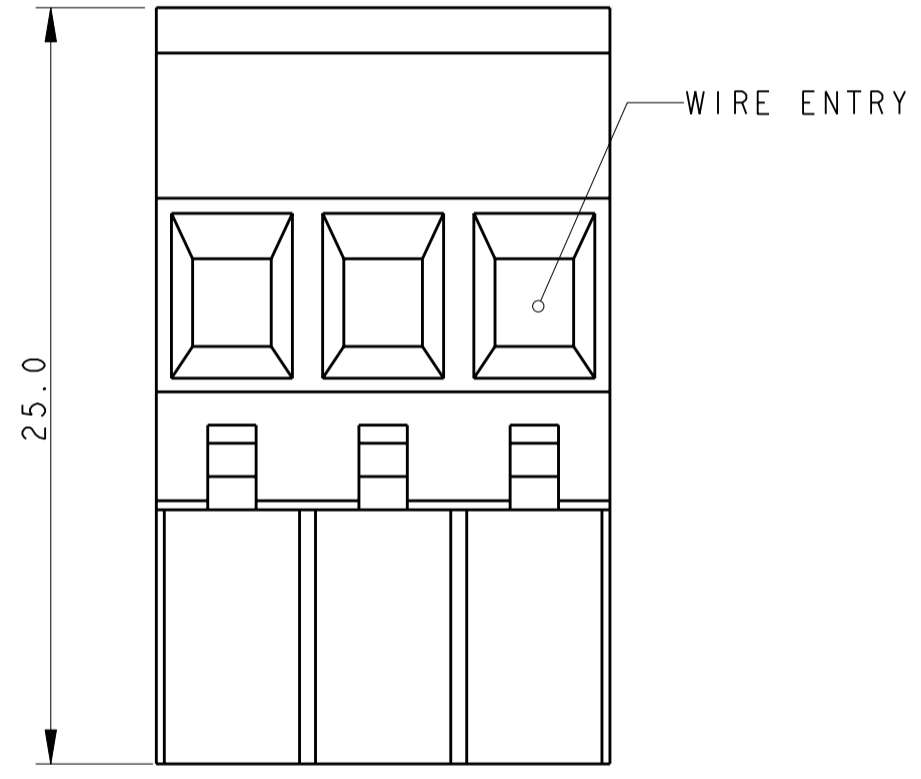
THIS DRAWING IS UNPUBLISHED. RELEASED FOR PUBLICATION 20
 © COPYRIGHT 20 BY TYCO ELECTRONICS CORPORATION. ALL RIGHTS RESERVED.

LOC	DIST	REVISIONS			
P	LTR	DESCRIPTION	DATE	DWN	APVD
	B	REVISED PER OG3B-0683-00	27MAR2001	EZ	DB
	C	REVISED PER OG3B-0119-01	03JAN2002	EZ	DB
	CI	REVISED PER ECO-08-009798	05MAY2008	HMR	CR

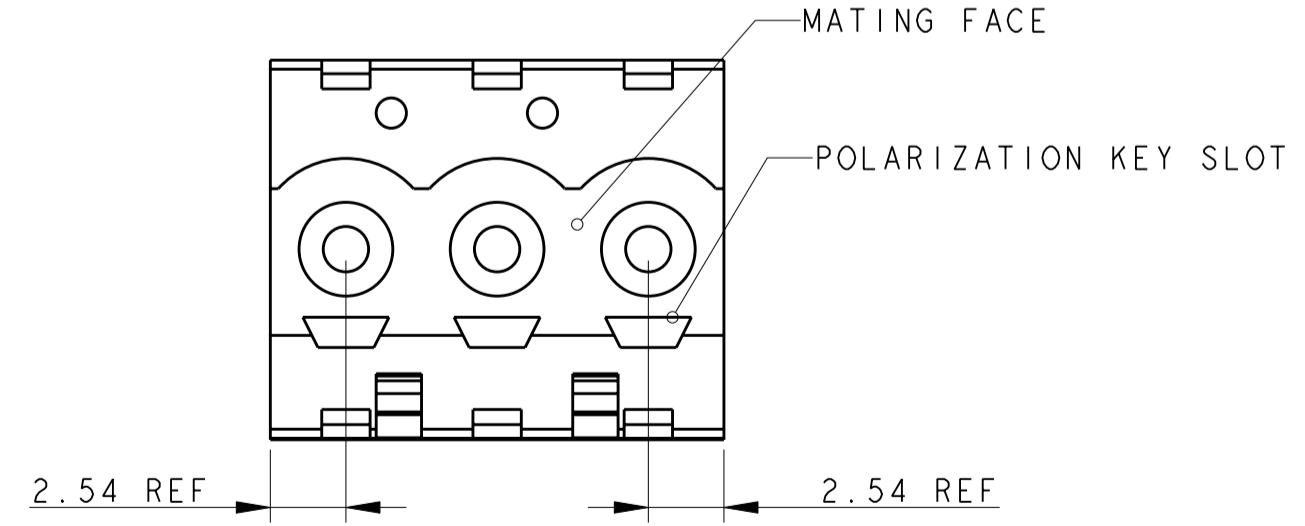


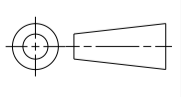


-3 AS SHOWN

- 1 MATERIALS AND FINISH
 HOUSING: PA 6-6, UL 94-V0, COLOR GREEN.
 CLAMP: BRASS, NICKEL PLATED.
 DOUBLE SIDE CONTACT SPRING: PHOSPHOR BRONZE, TIN PLATED.
 CLAMPING SCREW: M3, BRASS, NICKEL PLATED.
- 2 WIRE SIZE RANGE:
 12 - 30 AWG
- 3 NOT CUMULATIVE TOLERANCE.
- 4 PRELIMINARY



4 DETAIL A	DIM. A	NO OF POS.	PART NUMBER
	20.32	4	2-284041-6
	127.00	25	2-284041-5
	121.92	24	2-284041-4
	116.84	23	2-284041-3
	111.76	22	2-284041-2
	106.68	21	2-284041-1
	101.60	20	2-284041-0
	96.52	19	1-284041-9
	91.44	18	1-284041-8
	86.36	17	1-284041-7
	81.28	16	1-284041-6
	76.20	15	1-284041-5
	71.12	14	1-284041-4
	66.04	13	1-284041-3
	60.96	12	1-284041-2
	55.88	11	1-284041-1
	50.80	10	1-284041-0
	45.72	9	284041-9
	40.64	8	284041-8
	35.56	7	284041-7
	30.48	6	284041-6
	25.40	5	284041-5
	20.32	4	284041-4
	15.24	3	284041-3
	10.16	2	284041-2



THIS DRAWING IS A CONTROLLED DOCUMENT FOR TYCO ELECTRONICS CORPORATION IT IS SUBJECT TO CHANGE AND THE CONTROLLING ENGINEERING ORGANIZATION SHOULD BE CONTACTED FOR THE LATEST REVISION.		DWN 27MAR2001 E. ZANOLINI CHK 27MAR2001 D. BIEVENOUR APVD 27MAR2001 D. BIEVENOUR	Tyco Electronics Harrisburg, PA 17105-3608
DIMENSIONS: mm 	TOLERANCES UNLESS OTHERWISE SPECIFIED: 0 PLC ±- 1 PLC ±0.3 2 PLC ±0.25 3 PLC ±- 4 PLC ±- ANGLES ±2 FINISH	PRODUCT SPEC - APPLICATION SPEC - WEIGHT -	NAME TERMINAL BLOCK, VERTICAL PLUG STACKING, LEFT HAND 5.08mm PITCH
MATERIAL 		CUSTOMER DRAWING	SIZE A2 CAGE CODE 00779 DRAWING NO C-284041 RESTRICTED TO - SCALE 4:1 SHEET 1 OF 1 REV CI